



HELPING PEOPLE SELF-MANAGE MENTAL ILLNESS SINCE 1960

1385 Mission Street, Suite 200, San Francisco, CA 94103 415-864-7833 www.conard.org

OUR MISSION is to develop resources that help people self-manage mental illness. We focus on those critical resources, both tangible and intangible, needed in the recovery process by adults living with chronic mental illness, concurrent substance disorders and other disabilities and medical conditions. We strive to create welcoming, caring and empowering communities. Our commitment is to foster personal insight and restore hope.

FULFILLING OUR MISSION

| <u>2009</u> | <u>2010</u> | |
|-------------|-------------|---|
| 1,816 | 1,788 | Number of people Conard House served in the twelve months ended June 30. |
| 641 | 667 | Adults who lived in supportive housing we own, lease or support. |
| 1,271 | 1,264 | People who received Conard House money management services but lived in non-Conard housing. |
| 90 | 68 | People who entered our residential treatment program. |
| 7 | 7 | Number of supportive housing buildings: 5 owned, 1 master leased, 1 support services only. |
| 21 | 21 | Number of shared apartments at sites all over San Francisco. |
| \$14.9 | \$14.1 | Million – annual federal income assistance we helped clients manage. |
| 66 | 69 | Average number of Conard House clients employed by Conard House. |
| 105 | 95 | Average number of Conard House clients employed by others. |
| \$10,931 | \$10,428 | Average annual wage earned by a working client, a major supplement to their maximum annual federal income assistance of \$11,148. |

SUPPORTING OUR MISSION

Many thanks to these Friends of Conard House for their generous support during the year ended June 30, 2010.

Foundations:

BofA Charitable Foundation
Margoese Foundation
Michelson Foundation
Mt. Zion Health Fund
Richard & Rhoda Goldman Fund
San Francisco Foundation
Society for Community Work

Corporate Sponsors:

CHW St. Francis Hospital
Community Economics
John Stewart Company
SF Homeless Network
Veteran's Taxicab Co.

Individuals:

Anonymous – San Francisco Foundation
Craig Adelman
Joel and Judith Adelman
Donna Ames-Heldfond and Robert Heldfond
Mike Anderson
Lorie Beall
James Blume and Kathryn Frank
Natalie Bonnewit
Sandra Bryson

Wayne Canterbury
R. E. Carsch
Linda Cohen
Dianne and Charles Cooper
Joseph Cronin, Jr.
Marie Edmison
Barbara and Neil Falconer
Zugeiryd Garcia-Barrera
Gail Gilman and L.P. Zientarski
Jianne Gimian
Richard Heasley
Mary Hennessy
Blair Helsing
Roberta Kaye
Alexandra Kutik
Van Le
Shelagh Little
Eve Renee Meyer
Claudia Nichols
Jon Peterson
Robert Pia
Lynn and Edward Poole
Ann Reynolds
Rob and Emily Rich
Joan Ross
James Spalding, Jr.
Janet Spears

Matt Schwartz and Karen Levesque
Gladys Thacher
Reiko True, Ph.D.
Paul and Jodi Warner
Mark Walther
Dorothy and Melvin Witt
Ned York, III
Merla Zellerbach

In-Kind Donors:

First Unitarian Universalist Center
Food Runners
Kickstart Consulting
Lisa Law
Noah's Bagels
One Warm Coat
Starbucks
Whole Foods
Quaker Meeting Center

Every donation from every donor is important to us. Please let us know of any omission and kindly accept our apology.

CONARD HOUSE, INC. and Affiliated Housing Corporations

2010 ANNUAL REPORT

| | FY10 | FY11 | |
|-----------------------------------|--|---|------|
| | Actual ¹ year ended June 30, 2010 | Budget ¹ year ending June 30, 2011 | |
| | Unaudited | | Chg. |
| SUPPORT | | | |
| Government contracts ² | \$ 9,283,041 | \$ 9,204,987 | -1% |
| Tenant rents and fees | 1,860,781 | 2,135,826 | 15% |
| Gifts and grants ³ | 164,221 | 457,004 | 178% |
| Other | 184,679 | 104,433 | -43% |
| | <u>\$11,492,722</u> | <u>\$11,902,250</u> | 4% |

| EXPENSE by PROGRAM | | | |
|---------------------------|---------------------|---------------------|------|
| Supportive housing | \$ 8,249,682 | \$ 9,755,713 | 18% |
| Community services | 1,834,104 | 1,637,291 | -11% |
| Residential treatment | 1,042,316 | 133,444 | -87% |
| Supportive employment | 286,283 | 159,714 | -44% |
| Overhead (net) | 413,729 | 405,396 | -2% |
| | <u>\$11,826,114</u> | <u>\$12,091,558</u> | 2% |

| EXPENSE by FUNCTION | | | |
|----------------------------|---------------------|---------------------|------|
| Personnel | \$ 7,222,733 | \$ 7,403,559 | 3% |
| Facilities | 2,553,800 | 2,797,304 | 10% |
| Other | 1,271,335 | 1,255,225 | -1% |
| Depreciation | 778,245 | 635,470 | -18% |
| | <u>\$11,826,114</u> | <u>\$12,091,559</u> | 2% |

| | | | |
|-----------------------------|-------------------|-------------------|------|
| CHANGE IN NET ASSETS | (333,392) | (189,309) | -43% |
| NET ASSETS, beginning | \$ 1,151,807 | \$ 818,415 | -29% |
| NET ASSETS, ending | <u>\$ 818,415</u> | <u>\$ 629,106</u> | -23% |

| | | | |
|-----------------------------|---------------------|--|--|
| ASSETS | | | |
| Current assets | \$ 1,214,186 | | |
| Property and equipment, net | 16,791,897 | | |
| Other assets | 3,022,328 | | |
| Total assets | <u>\$21,028,412</u> | | |

| | | | |
|-----------------------------------|-------------------|--|--|
| LIABILITIES and NET ASSETS | | | |
| Current liabilities | \$ 1,009,104 | | |
| Long-term debt, net | 15,717,255 | | |
| Other liabilities | 3,483,637 | | |
| Total liabilities | <u>20,209,996</u> | | |

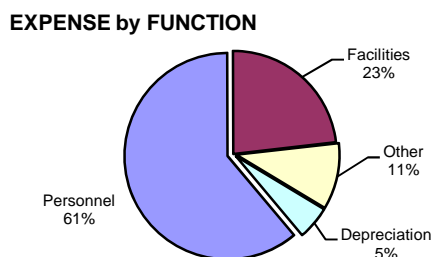
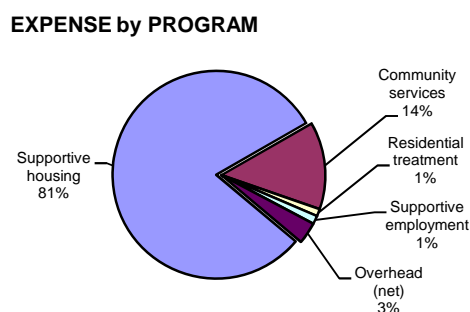
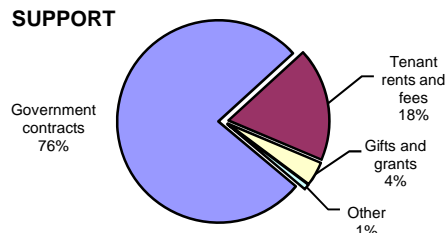
| | | | |
|------------------------------------|------------------|--|--|
| Minority interest in partnership | 973,963 | | |
| Net assets, unrestricted | (4,143,163) | | |
| Net assets, temporarily restricted | <u>3,987,615</u> | | |

Total net assets⁴ (155,548)

Total liabilities and net assets \$21,028,412

FY11 OPERATING BUDGET - CONSOLIDATED

for the year ending June 30, 2011



¹ FY10 Actual and FY11 Budget are net of intercompany eliminations.

FY10 Source: Conard House, Inc. and Related Organizations Consolidated Financial Statements Report (Unaudited) for the Year Ended, June 30, 2010. A copy of the unaudited report is available upon request to Richard Heasley, Executive Director, Conard House, Inc.

² FY10 and FY11 Contracts with the San Francisco Department of Public Health - Community Behavioral Health Services, the San Francisco Human Services Agency, the San Francisco Housing Authority, the San Francisco Redevelopment Agency and the Mayor's Office of Housing.

³ FY10 includes grants from the Band of America Charitable Foundation, the Margoes Foundation, the Richard and Rhoda Goldman Fund, the Michelson Foundation, the Mount Zion Health Fund of the Jewish Community Endowment Fund, The San Francisco Foundation, the Society for Community Work.

⁴ Total Net assets consolidate \$439,230 for Conard House, Inc. and \$(594,778) for Affiliated Housing Corporations.